

[Can't read this email? Click here](#)



E-QUAL Learning Collaboratives

No more live webinars! All future E-QUAL webinars will be recorded, and available once a month.

[Sepsis](#) | [Avoidable Imaging](#) | [Chest Pain](#)

Has your site activated its E-QUAL Portal?

All E-QUAL learning collaboratives are currently closed. Champions, please create E-QUAL portals for your sites today!

If you did not receive a portal invite e-mail from the E-QUAL team with instructions, please e-mail us for equal@acep.org

If you are interested joining the 2018 learning collaboratives, please fill out our [interest form](#) and the E-QUAL team will contact you directly.

CPIA Credit

By participating in E-QUAL, your ED site can potentially earn all required points for Improvement Activities (IAs) in the CMS MIPS program for 2017. Participation in E-QUAL is gauged on completing the portal activities. At the end of the learning collaborative, E-QUAL will provide each ED site a certificate for use as evidence for any audit/attestation for the IAs completed by that site. Each TIN of EC will have to submit to attest to CMS.




Improve Outcomes for patients with sepsis

Sepsis Portal Activities

As participants in the Sepsis Wave II learning collaborative please make sure to continue to complete the portal activities. We recommend that you complete one activity per month. At this time your site should be working on Activity 7.

Activity 5 now gives you the opportunity to select multiple choices to maximize evidence of best practice implementation. Please note that if you have already completed this activity, you are not required to change your data. However, going back into your portal to select multiple choices for quality improvement best practices activities may allow you to earn more credit towards MIPS/IA.

Webinar Review



Ultrasound Assessment of the IVC for Volume Status -

[Dr. Nova Panebianco](#)

Fluid Reassessment in Sepsis -

[Dr. Todd Slesinger](#)

Our webinar this month aimed to help care givers on:

- How to obtain images of the IVC with ultrasound and how to interpret these images
- Reviewing other methods of fluid reassessment including static, dynamic, and respiratory variation

[Watch Webinar](#)
[Download Slide Deck](#)

Upcoming Webinar Topics

e-ICU -
with Dr. Timothy Buchman

Hospital Collaboration -
with Dr. Eric Siegal




Reduce Avoidable Testing for low risk patients through implementation of Choosing Wisely Recommendations

Avoidable Imaging Portal Activities

The Avoidable Imaging Activity 2 deadline for completion is **Thursday, August 3rd**. Sites that complete this activity by the deadline will receive a benchmarking report. Please view the attachments to guide you with data submission.

Webinar Review



How MIPS, CPIA, QPP relate to E-QUAL -

Dr. Arjun Venkatesh

Our webinar this month aimed to help care givers on:

- The Quality Payment Program (QPP)
- AAPM and MIPS
- CPIA
- How the above relate to E-QUAL

[Watch Webinar](#)
[Download Slide Deck](#)

Upcoming Webinar Topics

What is the Best Practice for Presenting Missed Cases? -
with Dr. Jay Schuur




Improve The Value
of ED chest pain evaluation by reducing avoidable
testing and admissions of low risk patients

Chest Pain Portal Activities

As participants in the Chest Pain Wave I learning collaborative, please activate your portal and complete Activity I.

Webinar Review



**Risk Stratification Scores and Shared
Decision Making -
Drs. Simon Mahler & Erik Hess**

Our webinar this month aimed to help
care givers on:

- The impact of shared decision making when engaging low risk chest pain patients, and on physicians' top box ratings for perceived concern and sensitivity.
- Explaining the proposed chest pain pathway the presenters plan on implementing in their own EDs

[Watch Webinar](#)
[Download Slide Deck](#)

Upcoming Webinar Topics

Free CME Credit!

Don't forget to take advantage of the FREE CME credit the E-QUAL network is offering!

Sepsis:

[Get the BP Up! The Who, When and Why of Today's Sepsis Fluid Therapy](#)

[Rapid Fire: Surviving Sepsis Today -
Critical Endpoints or Just Common Sense](#)

[Vascular Access and Treatment of Shock in Children](#)

[CMS SEP-1 measure—Early Insights and Experience](#)

Avoidable Imaging:

[Avoiding Unnecessary X-Rays: Evidence-Based Rules for Radiography](#)

[ED MRI: Magnetic Solution or Dangerous Delusion?](#)

[Evaluation and Management of Back Pain](#)

[Skip the Scan! Effective Diagnostic Trauma Imaging](#)

[The ACEP Guide to Completing ABEM MOC PI Activities, Module 4: Imaging
in Patients with Mild Traumatic Brain Injury](#)

[Avoidable Imaging- Head Trauma](#)

[Emergency Quality Network Avoidable Imaging Initiative- PECARN](#)

[Emergency Quality Network Avoidable Imaging Initiative - Drivers of Over
Ordering](#)

[How to engage clinicians to reduce avoidable imaging](#)

to receive.

Click [here](#) if you don't wish to receive any messages in the future. (You will be removed from all future email communications)